

Push button for PCB mounting



PMS IP67



PMS Variable height, IP40

See below:

[Approvals and Compliances](#)

**Description**

- Switches are possible with different heights
- High-quality gold contacts
- Solder terminals

**Unique Selling Proposition**

- Reliable tactile feedback on input
- Simple assembly
- Long life time

**Weblinks**

[pdf data sheet](#), [html datasheet](#), [General Product Information](#), [CAD-Drawings](#), [Product News](#), [Detailed request for product](#)

**Technical Data**

**Electrical Data**

Switching Voltage	30 VAC/ 42 VDC
Switching current	50 mA
Rated Switching Capacity	0.12 W
Lifetime	> 1 million actuations at Rated Switching Capacity
Contact Resistance	< 50 mΩ < 150 mΩ after lifetime
Insulation Resistance	> 100 MΩ
Duration of Bounce	typ. 0.15 ms

**Mechanical Data**

Actuating Force	IP40 : 1.8 ± 0.4 N IP67 : 2.2 ± 0.4 N
Actuating Travel	0.35 ± 0.1 mm
End Stop Strength	> 100 N
Lifetime	> 1 million actuations

**Climatical Data**

Operating Temperature	-40 °C to 85 °C
Storage Temperature	-40 °C to 85 °C
IP-Protection	IP40 / IP67

**Soldering Data**

Soldering Methods	Wave
Solderability	245 °C / 5 sec (IEC 60068-2-58 Test Td)
Resistance to Soldering Heat	260 °C / 10 sec (IEC 60068-2-58 Test Td)

**Material**

Sealing membrane IP67	VMQ
Contact Material Gold	CuZn37 1.5 μm Ni 0.5 μm Au
Terminals	CuZn37 SnNi
Socket	Thermoplastic (PA 4.6)
Actuator	PA4
Cover of Actuator	X 12 CrNi 17 7
Elongated Button	Thermoplastic (PC)

**Approvals and Compliances**

Detailed information on product approvals, code requirements, usage instructions and detailed test conditions can be looked up in [Details about Approvals](#)

SCHURTER products are designed for use in industrial environments. They have approvals from independent testing bodies according to national and international standards. Products with specific characteristics and requirements such as required in the automotive sector according to IATF 16949, medical technology according to ISO 13485 or in the aerospace industry can be offered exclusively with customer-specific, individual agreements by SCHURTER.




**Application standards**

Application standards where the product can be used

Organization	Design	Standard	Description
	Suitable for applications acc.	IEC/UL 62368-1	Audio/video, information and communication technology equipment - Part 1: Safety requirements

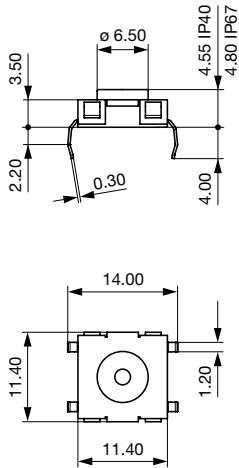
**Compliances**

The product complies with following Guide Lines

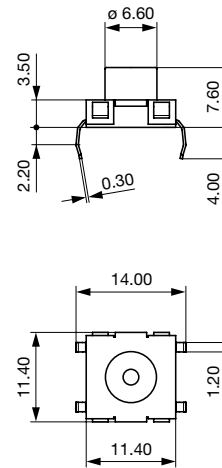
Identification	Details	Initiator	Description
	RoHS	SCHURTER AG	Directive RoHS 2011/65/EU, Amendment (EU) 2015/863
	China RoHS	SCHURTER AG	The law SJ / T 11363-2006 (China RoHS) has been in force since 1 March 2007. It is similar to the EU directive RoHS.
	REACH	SCHURTER AG	On 1 June 2007, Regulation (EC) No 1907/2006 on the Registration, Evaluation, Authorization and Restriction of Chemicals 1 (abbreviated as "REACH") entered into force.

**Dimension [mm]**

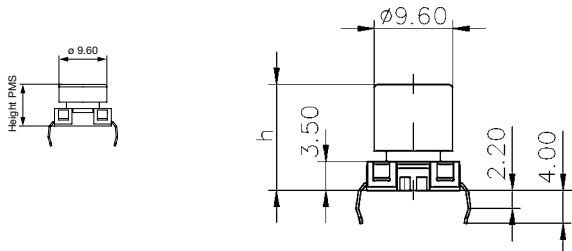
PMS PCB Base module



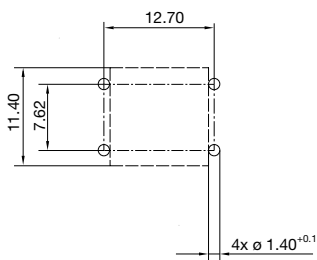
PMS PCB Variable height



PMS PCB with elongated button



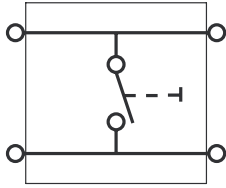
**Drilling diagrams**



**Diagrams**


Circuit Diagram SMS/PMS

---



## Order number key

S	M	S	-	H07	-	D09	-	AG	-	B	-	S	-	A	-	0
1				2		3		4		5		6		7		8

<b>Type</b>																	 <b>1</b>	
PMS								=									PMS	
SMS								=									SMS	
<b>Switch height</b>																		 <b>2</b>
4.55 mm								=									H06	
4.7 mm								=									H07	
7.6 mm								=									H14	
7.75mm								=									H15	
8.35 mm								=									H18	
9.1 mm								=									H20	
9.85 mm								=									H24	
10.6 mm								=									H26	
11.35 mm								=									H28	
12.1 mm								=									H30	
12.4 mm								=									H32	
12.85 mm								=									H34	
13.6 mm								=									H36	
14.35 mm								=									H39	
15.1 mm								=									H41	
15.85 mm								=									H44	
16.6 mm								=									H46	
17.35 mm								=									H48	
18.1 mm								=									H50	
18.85 mm								=									H52	
19.6 mm								=									H55	
22.6 mm								=									H57	
<b>Actuator diameter</b>																		 <b>3</b>
6.5 mm								=										D09
6.6 mm								=										D10
9.6 mm								=										D11
<b>Contact material</b>																		 <b>4</b>
Silver								=										AG
Gold								=										AU
SnNi								=										SN
<b>IP specification</b>																		 <b>5</b>
IP40								=										A
IP67								=										B
<b>Soldering type</b>																		 <b>6</b>
THT								=										T
SMD								=										S
<b>Terminal type</b>																		 <b>7</b>
Straight								=										1
J-Connector								=										3
Gullwing								=										4
<b>Packaging</b>																		 <b>8</b>
None								=										0
Blister								=										A
Bulk material								=										B

**Variants**

IP Protection Class Front Side	Terminal	Type	Overall height / Color	Order Number
IP40	-	Short actuator	-	1241.1602
IP67	-	Short actuator	-	1241.1608
IP40	-	Long actuator	-	1241.1614
IP67	-	Long actuator	-	1241.1620
IP40	-	Height variable	8.35 mm / yellow	1241.1624.1
IP40	-	Height variable	14.35 mm / yellow + black	1241.1624.11
IP40	-	Height variable	9.10 mm / orange	1241.1624.2
IP40	-	Height variable	15.10 mm / orange + black	1241.1624.21
IP40	-	Height variable	9.85 mm / red	1241.1624.3
IP40	-	Height variable	15.85 mm / red + black	1241.1624.31
IP40	-	Height variable	10.60 mm / blue	1241.1624.4
IP40	-	Height variable	16.60 mm / blue + black	1241.1624.41
IP40	-	Height variable	11.35 mm / green	1241.1624.5
IP40	-	Height variable	17.35 mm / green + black	1241.1624.51
IP40	-	Height variable	12.10 mm / grey	1241.1624.6
IP40	-	Height variable	18.10 mm / grey + black	1241.1624.61
IP40	-	Height variable	12.85 mm / black	1241.1624.7
IP40	-	Height variable	18.85 mm / black + black	1241.1624.71
IP40	-	Height variable	13.60 mm / white	1241.1624.8
IP40	-	Height variable	19.60 mm / white + black	1241.1624.81
IP67	-	Height variable	8.35 mm / yellow	1241.1625.1
IP67	-	Height variable	14.35 mm / yellow + black	1241.1625.11
IP67	-	Height variable	9.10 mm / orange	1241.1625.2
IP67	-	Height variable	15.10 mm / orange + black	1241.1625.21
IP67	-	Height variable	9.85 mm / red	1241.1625.3
IP67	-	Height variable	15.85 mm / red + black	1241.1625.31
IP67	-	Height variable	10.60 mm / blue	1241.1625.4
IP67	-	Height variable	16.60 mm / blue + black	1241.1625.41
IP67	-	Height variable	11.35 mm / green	1241.1625.5
IP67	-	Height variable	17.35 mm / green + black	1241.1625.51
IP67	-	Height variable	12.10 mm / grey	1241.1625.6
IP67	-	Height variable	18.10 mm / grey + black	1241.1625.61
IP67	-	Height variable	12.85 mm / black	1241.1625.7
IP67	-	Height variable	18.85 mm / black + black	1241.1625.71
IP67	-	Height variable	13.60 mm / white	1241.1625.8
IP67	-	Height variable	19.60 mm / white + black	1241.1625.81

Availability for all products can be searched real-time: <https://www.schurter.com/en/info-center/support-tools/stock-check-distributors>

Starting with 14:50 mm the heights are realized with an additional (second) elongated button in black color

**Packaging unit** loose in boxes (100 pcs.)