

Miniature Fuse with Pigtail, 5.4 x 22.5 mm, Time-Lag T, cULus, 250 VAC



UL 248-14 · 250 VAC · Time-Lag T

See below:

[Approvals and Compliances](#)


Description

- UL Standard Fuse
- Low Breaking Capacity

Weblinks

[pdf data sheet](#), [html datasheet](#), [General Product Information](#), [Distributor-Stock-Check](#), [Detailed request for product](#)

Technical Data

Rated Voltage	250 VAC	Soldering Methods	Wave Soldering Profile
Rated current	0.08 - 3A	Solderability	235 °C / 2 sec acc. to IEC 60068-2-20, Test Ta, method 1
Breaking Capacity	35A - 10kA	Resistance to Soldering Heat	260 °C / 5 sec acc. to IEC 60068-2-20, Test Tb, method 1A
Characteristic	Time-Lag T		
Admissible Ambient Temp.	-40 °C to 85 °C		
Climatic Category	40/085/21 acc. to IEC 60068-1		
Material: Tube	Glass		
Material: Endcaps	Nickel-Plated Copper Alloy		
Material: Axial Leads	Tin-Plated Copper		
Unit Weight	1.5 g		
Storage Conditions	0 °C to 60 °C, max. 70% r.h.		
Product Marking	 Type, Rated current, Rated Voltage, Certification marks		

Approvals and Compliances


Detailed information on product approvals, code requirements, usage instructions and detailed test conditions can be looked up in [Details about Approvals](#)

SCHURTER products are designed for use in industrial environments. They have approvals from independent testing bodies according to national and international standards. Products with specific characteristics and requirements such as required in the automotive sector according to IATF 16949, medical technology according to ISO 13485 or in the aerospace industry can be offered exclusively with customer-specific, individual agreements by SCHURTER.

Approvals


The approval mark is used by the testing authorities to certify compliance with the safety requirements placed on electronic products.

Approval Reference Type: FSL 5x20

Approval Logo	Certificates	Certification Body	Description
	UL Approvals	UL	UL File Number: E184831


Product standards

Product standards that are referenced

Organization	Design	Standard	Description
	Designed according to	UL 248-14	Low voltage fuses - Part 14: Supplemental fuses
	Designed according to	CSA22.2 No. 248.14	Low-Voltage Fuses - Part 14: Supplemental Fuses






Application standards

Application standards where the product can be used

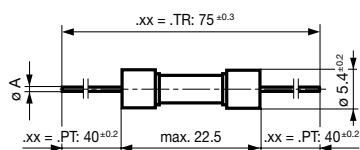
Organization	Design	Standard	Description
	Suitable for applications acc.	IEC/UL 62368-1	Audio/video, information and communication technology equipment - Part 1: Safety requirements

Compliances

The product complies with following Guide Lines

Identification	Details	Initiator	Description
	CE declaration of conformity	SCHURTER AG	The CE marking declares that the product complies with the applicable requirements laid down in the harmonisation of Community legislation on its affixing in accordance with EU Regulation 765/2008.
	UKCA declaration of conformity	SCHURTER AG	The UKCA marking declares that the product complies with the applicable requirements laid down in the British Amendment of Regulation (EC) 765/2008.
	RoHS	SCHURTER AG	Directive RoHS 2011/65/EU, Amendment (EU) 2015/863
	China RoHS	SCHURTER AG	The law SJ / T 11363-2006 (China RoHS) has been in force since 1 March 2007. It is similar to the EU directive RoHS.
	REACH	SCHURTER AG	On 1 June 2007, Regulation (EC) No 1907/2006 on the Registration, Evaluation, Authorization and Restriction of Chemicals 1 (abbreviated as "REACH") entered into force.

Dimension [mm]



$I_n \leq 6.3 \text{ A}$:	$\varnothing A = 0.65 \text{ mm}$
$8 \text{ A} \leq I_n \leq 12.5 \text{ A}$:	$\varnothing A = 0.8 \text{ mm}$
$I_n \geq 16 \text{ A}$:	$\varnothing A = 1.0 \text{ mm}$

Pre-Arcing Time


Rated Current I_n	$1.1 \times I_n \text{ min.}$	$1.35 \times I_n \text{ max.}$	$2.0 \times I_n \text{ min.}$	$2.0 \times I_n \text{ max.}$
0.08 A - 3 A	4 h	60 min	5 s	120 s

Time-Current-Curves



All Variants

Rated Current [A]	Rated Voltage [VAC]	Breaking Capacity	Voltage Drop 1.0 I _n typ. [mV]	Power Dissipation 1.0 I _n typ. [mW]	Melting Pt 10.0 I _n typ. [A ² s]	Order Number
0.08	250	1)	1400	112	0.0367	● 0034.3761.PT
0.08	250	1)	1400	112	0.0367	● 0034.3761.TR
0.1	250	1)	900	90	0.128	● 0034.3762.PT
0.1	250	1)	900	90	0.128	● 0034.3762.TR
0.125	250	1)	750	94	0.161	● 0034.3764.PT
0.125	250	1)	750	94	0.161	● 0034.3764.TR
0.16	250	1)	460	74	0.122	● 0034.3765.PT
0.16	250	1)	460	74	0.122	● 0034.3765.TR
0.18	250	1)	680	122	0.393	● 0034.3766.PT
0.18	250	1)	680	122	0.393	● 0034.3766.TR
0.2	250	1)	460	92	0.344	● 0034.3767.PT
0.2	250	1)	460	92	0.344	● 0034.3767.TR
0.25	250	1)	310	78	0.29	● 0034.3768.PT
0.25	250	1)	310	78	0.29	● 0034.3768.TR
0.315	250	1)	250	79	0.345	● 0034.3769.PT
0.315	250	1)	250	79	0.345	● 0034.3769.TR
0.4	250	1)	280	112	0.337	● 0034.3770.PT
0.4	250	1)	280	112	0.337	● 0034.3770.TR
0.5	250	1)	200	100	0.73	● 0034.3771.PT
0.5	250	1)	200	100	0.73	● 0034.3771.TR
0.63	250	1)	200	126	3.62	● 0034.3772.PT
0.63	250	1)	200	126	3.62	● 0034.3772.TR
0.75	250	1)	200	150	5.54	● 0034.3773.PT
0.75	250	1)	200	150	5.54	● 0034.3773.TR
0.8	250	1)	200	160	5.12	● 0034.3774.PT
0.8	250	1)	200	160	5.12	● 0034.3774.TR
1	250	1)	200	200	4.52	● 0034.3775.PT
1	250	1)	200	200	4.52	● 0034.3775.TR

Rated Current [A]	Rated Voltage [VAC]	Breaking Capacity	Voltage Drop 1.0 I _n typ. [mV]	Power Dissipation 1.0 I _n typ. [mW]	Melting I ² t 10.0 I _n typ. [A ² s]		Order Number
1.25	250	2)	230	288	1.54	●	0034.3776.PT
1.25	250	2)	230	288	1.54	●	0034.3776.TR
1.5	250	2)	190	285	2.86	●	0034.3777.PT
1.5	250	2)	190	285	2.86	●	0034.3777.TR
1.6	250	2)	190	304	2.93	●	0034.3778.PT
1.6	250	2)	190	304	2.93	●	0034.3778.TR
2	250	2)	180	360	4.45	●	0034.3779.PT
2	250	2)	180	360	4.45	●	0034.3779.TR
2.5	250	2)	190	475	9.45	●	0034.3780.PT
2.5	250	2)	190	475	9.45	●	0034.3780.TR
3	250	2)	150	450	17.5	●	0034.3781.PT
3	250	2)	150	450	17.5	●	0034.3781.TR

Availability for all products can be searched real-time: <https://www.schurter.com/en/info-center/support-tools/stock-check-distributors>

1) 10 kA @ 125 VAC , p.f. = 0.7 - 0.8 / 35 A @ 250 VAC , p.f. = 0.7 - 0.8

2) 10 kA @ 125 VAC , p.f. = 0.7 - 0.8 / 100 A @ 250 VAC , p.f. = 0.7 - 0.8

Packaging Unit

.xx = .PT Bulk (1000 pcs.)

.xx = .TR Taped 33 cm Reel (1000 pcs.)