

Surface Mount Fuse, 7 x 2.54 mm, Quick-Acting F, 125 VAC, 125 VDC



UL 248-14 · 125 VAC · 125 VDC · Quick-Acting F

See below:

[Approvals and Compliances](#)**Description**

- High breaking capacity
- Directly solderable on printed circuit boards


Applications

- Telecom
- Household appliances

ReferencesRound Solder Pads Type [172876](#)**Weblinks**

[pdf data sheet](#), [html datasheet](#), [General Product Information](#), [Distributor-Stock-Check](#), [Detailed request for product](#)

Technical Data

| | |
|--------------------------|---|
| Rated Voltage | 63 - 125VAC, 65 - 125VDC |
| Rated current | 0.063 - 15 A |
| Breaking Capacity | 300A |
| Characteristic | Quick-Acting F |
| Mounting | PCB,SMT |
| Admissible Ambient Temp. | -55 °C to 85 °C |
| Climatic Category | 55/085/56 acc. to IEC 60068-1 |
| Material: Tube | Ceramics |
| Material: Endcaps | Copper alloy, tin-plated |
| Unit Weight | 0.15 g |
| Storage Conditions | 0 °C to 60 °C, max. 70% r.h. |
| Product Marking |  , Rated current |

| | |
|------------------------------|--|
| Soldering Methods | Reflow, Wave Soldering Profile |
| Solderability | 235 °C / 2 sec acc. to IEC 60068-2-58, Test Td |
| Resistance to Soldering Heat | 260 °C / 10 sec acc. to IEC 60068-2-58, Test Td |
| Moisture Sensitivity Level | MSL 1, J-STD-020 |

Approvals and Compliances


Detailed information on product approvals, code requirements, usage instructions and detailed test conditions can be looked up in [Details about Approvals](#)

SCHURTER products are designed for use in industrial environments. They have approvals from independent testing bodies according to national and international standards. Products with specific characteristics and requirements such as required in the automotive sector according to IATF 16949, medical technology according to ISO 13485 or in the aerospace industry can be offered exclusively with customer-specific, individual agreements by SCHURTER.

Approvals



The approval mark is used by the testing authorities to certify compliance with the safety requirements placed on electronic products.

Approval Reference Type: MKF

| Approval Logo | Certificates | Certification Body | Description |
|---|------------------------------|--------------------|------------------------|
|  | UL Approvals | UL | UR File Number: E42088 |


Product standards

Product standards that are referenced

| Organization | Design | Standard | Description |
|---|-----------------------|--------------------|---|
|  | Designed according to | UL 248-14 | Low voltage fuses - Part 14: Supplemental fuses |
|  | Designed according to | CSA22.2 No. 248.14 | Low-Voltage Fuses - Part 14: Supplemental Fuses |






Application standards

Application standards where the product can be used

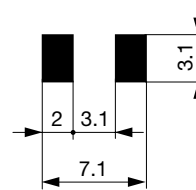
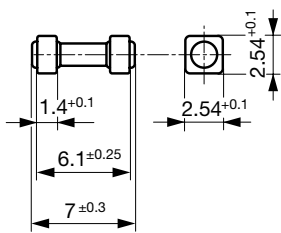
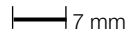
| Organization | Design | Standard | Description |
|--|--------------------------------|----------------|---|
|  | Suitable for applications acc. | IEC/UL 62368-1 | Audio/video, information and communication technology equipment - Part 1: Safety requirements |

Compliances

The product complies with following Guide Lines

| Identification | Details | Initiator | Description |
|--|--|-------------|---|
|  | CE declaration of conformity | SCHURTER AG | The CE marking declares that the product complies with the applicable requirements laid down in the harmonisation of Community legislation on its affixing in accordance with EU Regulation 765/2008. |
|  | UKCA declaration of conformity | SCHURTER AG | The UKCA marking declares that the product complies with the applicable requirements laid down in the British Amendment of Regulation (EC) 765/2008. |
|  | RoHS | SCHURTER AG | Directive RoHS 2011/65/EU, Amendment (EU) 2015/863 |
|  | China RoHS | SCHURTER AG | The law SJ / T 11363-2006 (China RoHS) has been in force since 1 March 2007. It is similar to the EU directive RoHS. |
|  | REACH | SCHURTER AG | On 1 June 2007, Regulation (EC) No 1907/2006 on the Registration, Evaluation, Authorization and Restriction of Chemicals 1 (abbreviated as "REACH") entered into force. |

Dimension [mm]

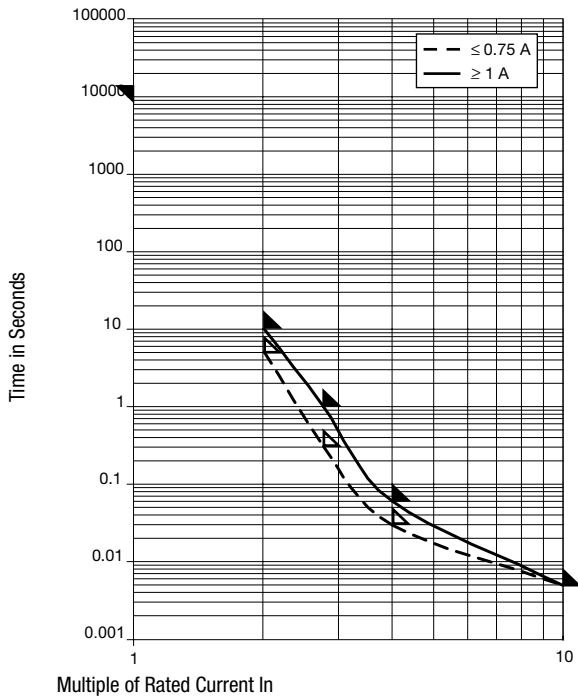


Soldering pads


Pre-Arcing Time


| Rated Current In | 1.0 x In min. | 2.0 x In max. | 2.75 x In max. | 4.0 x In max. | 10.0 x In max. |
|------------------|---------------|---------------|----------------|---------------|----------------|
| 0.063 A - 0.75 A | 4 h | 5 s | 300 ms | 30 ms | 5 ms |
| 1 A - 15 A | 4 h | 10 s | - | 60 ms | 5 ms |

Time-Current-Curves



All Variants

| Rated Current [A] | Rated Voltage [VAC] | Rated Voltage [VDC] | Breaking Capacity | Voltage Drop 1.0 I _n typ. [mV] | Power Dissipation 1.0 I _n typ. [mW] | Melting I ² t 10.0 I _n typ. [A ² s] |  | Order Number |
|-------------------|---------------------|---------------------|-------------------|---|--|--|---|--------------|
| 0.063 | 125 | 125 | 1) | 505 | 32 | 0.00022 | ● | 7010.9900.03 |
| 0.063 | 125 | 125 | 1) | 505 | 32 | 0.00022 | ● | 7010.9900.57 |
| 0.125 | 125 | 125 | 1) | 590 | 74 | 0.0024 | ● | 7010.9901.03 |
| 0.125 | 125 | 125 | 1) | 590 | 74 | 0.0024 | ● | 7010.9901.57 |
| 0.25 | 125 | 125 | 1) | 235 | 59 | 0.0061 | ● | 7010.9902.03 |
| 0.25 | 125 | 125 | 1) | 235 | 59 | 0.0061 | ● | 7010.9902.57 |
| 0.375 | 125 | 125 | 1) | 205 | 77 | 0.012 | ● | 7010.9903.03 |
| 0.375 | 125 | 125 | 1) | 205 | 77 | 0.012 | ● | 7010.9903.57 |
| 0.5 | 125 | 125 | 1) | 190 | 95 | 0.046 | ● | 7010.9904.03 |
| 0.5 | 125 | 125 | 1) | 190 | 95 | 0.046 | ● | 7010.9904.57 |
| 0.75 | 125 | 125 | 1) | 170 | 128 | 0.09 | ● | 7010.9905.03 |
| 0.75 | 125 | 125 | 1) | 170 | 128 | 0.09 | ● | 7010.9905.57 |
| 1 | 125 | 125 | 1) | 155 | 155 | 0.11 | ● | 7010.9906.03 |
| 1 | 125 | 125 | 1) | 155 | 155 | 0.11 | ● | 7010.9906.57 |
| 1.5 | 125 | 125 | 1) | 160 | 240 | 0.25 | ● | 7010.9907.03 |
| 1.5 | 125 | 125 | 1) | 160 | 240 | 0.25 | ● | 7010.9907.57 |
| 2 | 125 | 125 | 1) | 150 | 300 | 0.72 | ● | 7010.9908.03 |
| 2 | 125 | 125 | 1) | 150 | 300 | 0.72 | ● | 7010.9908.57 |
| 2.5 | 125 | 125 | 1) | 145 | 363 | 0.91 | ● | 7010.9909.03 |
| 2.5 | 125 | 125 | 1) | 145 | 363 | 0.91 | ● | 7010.9909.57 |
| 3 | 125 | 125 | 1) | 145 | 435 | 1.3 | ● | 7010.9910.03 |
| 3 | 125 | 125 | 1) | 145 | 435 | 1.3 | ● | 7010.9910.57 |
| 3.5 | 125 | 125 | 1) | 140 | 490 | 1.7 | ● | 7010.9911.03 |
| 3.5 | 125 | 125 | 1) | 140 | 490 | 1.7 | ● | 7010.9911.57 |
| 4 | 125 | 125 | 1) | 135 | 540 | 2.6 | ● | 7010.9912.03 |
| 4 | 125 | 125 | 1) | 135 | 540 | 2.6 | ● | 7010.9912.57 |
| 5 | 63 | 125 | 2) | 125 | 625 | 4 | ● | 7010.9913.03 |
| 5 | 63 | 125 | 2) | 125 | 625 | 4 | ● | 7010.9913.57 |

| Rated Current [A] | Rated Voltage [VAC] | Rated Voltage [VDC] | Breaking Capacity | Voltage Drop 1.0 I _n typ. [mV] | Power Dissipation 1.0 I _n typ. [mW] | Melting I ² t 10.0 I _n typ. [A ² s] |  | Order Number |
|-------------------|---------------------|---------------------|-------------------|---|--|--|---|--------------|
| 7 | 63 | 125 | 2) | 125 | 875 | 8.5 | ● | 7010.9914.03 |
| 7 | 63 | 125 | 2) | 125 | 875 | 8.5 | ● | 7010.9914.57 |
| 10 | 65 | 65 | 3) | 110 | 1100 | 31 | ● | 7010.9915.03 |
| 10 | 65 | 65 | 3) | 110 | 1100 | 31 | ● | 7010.9915.57 |
| 12 | 65 | 65 | 3) | 110 | 1320 | 48 | ● | 7010.9916.03 |
| 12 | 65 | 65 | 3) | 110 | 1320 | 48 | ● | 7010.9916.57 |
| 15 | 65 | 65 | 3) | 100 | 1500 | 92 | ● | 7010.9917.03 |
| 15 | 65 | 65 | 3) | 100 | 1500 | 92 | ● | 7010.9917.57 |

Availability for all products can be searched real-time: <https://www.schurter.com/en/info-center/support-tools/stock-check-distributors>

1) 300 A @ 125 VAC , cos φ ≥ 0.95 / 300 A @ 125 VDC resistiv

2) 300 A @ 63 VAC , cos φ ≥ 0.95 / 300 A @ 125 VDC resistiv

3) 300 A @ 65 VAC , cos φ ≥ 0.95 / 300 A @ 65 VDC resistiv

| Packaging Unit | .xx = .03 | 100 St. in Blister Tape ESD-plastic bag |
|--------------------------|-----------|---|
| acc. IEC 60286-3 Type 2a | .xx = .57 | 1500 pcs. in tape [W: 12mm and P1: 4mm] on reel [A: 18cm] |