

Radial Leaded Fuse, PPTC, 16 VDC



Style 1



Style 2

16VDC · 0.05 - 12A

See below:
[Approvals and Compliances](#)

Description

- Radial Leaded Devices
- Cured, flame retardant epoxy polymer insulating material meets UL 94V-0 requirements
- Resettable polymer PTC thermistors for high reliability overcurrent protection

Unique Selling Proposition

- Multiple sizes and shapes are available
- Lead shape and length can be customized
- Full range coverage of current ratings
- Compatible with high-volume electronics assembly processes

Applications

- Energy storage systems
- Power supply
- Household appliances
- Power tools
- Lithium-Ionen-Batterien
- Entertainment Equipment

Weblinks

[pdf data sheet](#), [html datasheet](#), [General Product Information](#), [Distributor-Stock-Check](#), [Detailed request for product](#)

Technical Data

V max	16VDC
I max	40 - 100A
I hold	0.05 - 12A
Attachment	PCB, THT
Allowable Operation Temperature	-40 °C to 85 °C
Material: Terminals	see variants
Storage Conditions	0 °C to 40 °C, max. 70% r.h.
Product Marking	V max code, I hold, Lot no.

Soldering Methods	Wave Soldering Profile
Solderability	245 °C / 5 sec
Resistance to Soldering Heat	265 °C / 5 sec
Passing Aging	+85 °C, 1000 hours, Rmin < R < R1max
Humidity Aging	+85 °C, 85% r.h., 1000 hours, Rmin < R < R1max
Thermal Shock	30 min@-40 °C ~ 30 min@85 °C, 10 cycles, Rmin < R < R1max
Resistance to Solvents	MIL-STD-202, Method 215

Approvals and Compliances

Detailed information on product approvals, code requirements, usage instructions and detailed test conditions can be looked up in [Details about Approvals](#)

SCHURTER products are designed for use in industrial environments. They have approvals from independent testing bodies according to national and international standards. Products with specific characteristics and requirements such as required in the automotive sector according to IATF 16949, medical technology according to ISO 13485 or in the aerospace industry can be offered exclusively with customer-specific, individual agreements by SCHURTER.

Approvals

The approval mark is used by the testing authorities to certify compliance with the safety requirements placed on electronic products.
 Approval Reference Type: PFTA

Approval Logo	Certificates	Certification Body	Description
	UL Approvals	UL	UR File Number: E553873





Product standards

Product standards that are referenced

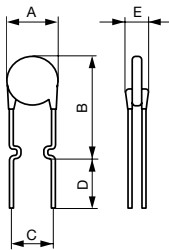
Organization	Design	Standard	Description
	Designed according to	UL 248-14	Low voltage fuses - Part 14: Supplemental fuses
	Designed according to	CSA22.2 No. 248.14	Low-Voltage Fuses - Part 14: Supplemental Fuses

Compliances

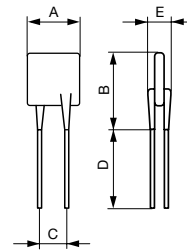
The product complies with following Guide Lines

Identification	Details	Initiator	Description
	CE declaration of conformity	SCHURTER AG	The CE marking declares that the product complies with the applicable requirements laid down in the harmonisation of Community legislation on its affixing in accordance with EU Regulation 765/2008.
	RoHS	SCHURTER AG	Directive RoHS 2011/65/EU, Amendment (EU) 2015/863
	Halogen Free	SCHURTER AG	SCHURTER strives to offer our customers halogen free products.
	REACH	SCHURTER AG	On 1 June 2007, Regulation (EC) No 1907/2006 on the Registration, Evaluation, Authorization and Restriction of Chemicals 1 (abbreviated as "REACH") entered into force.

Dimension [mm]

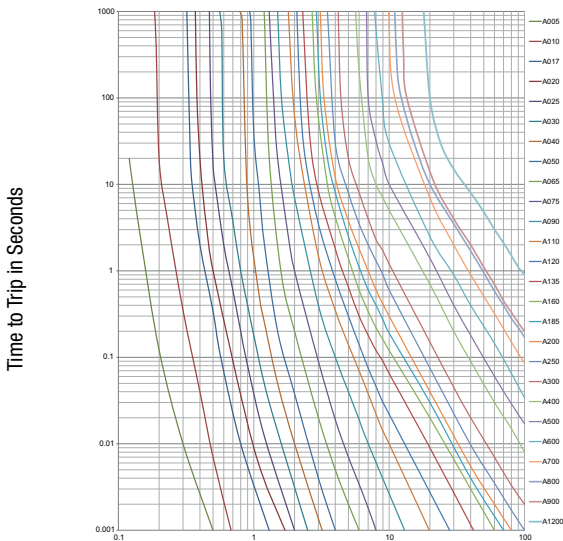


Style 1



Style 2

Time-Current-Curves



Fault Current in Amperes

Dimensions

A max [mm]	B max [mm]	C typ. [mm]	D min [mm]	E max [mm]	Style	Ø Lead [mm]	Material: Terminals	Packaging unit [PCS]	Order Number
5.7	10.5	5.1	7.6	3.1	1	0.5	Tin-Plated CCS	1000	3-161-264
5.7	10.5	5.1	17.5	3.1	1	0.5	Tin-Plated CCS	2000	3-161-265
5.7	10.5	5.1	7.6	3.1	1	0.5	Tin-Plated CCS	1000	3-161-266
5.7	10.5	5.1	17.5	3.1	1	0.5	Tin-Plated CCS	2000	3-161-267
5.7	10.5	5.1	7.6	3.1	1	0.5	Tin-Plated CCS	1000	3-161-268
5.7	10.5	5.1	17.5	3.1	1	0.5	Tin-Plated CCS	2000	3-161-269
5.7	10.5	5.1	7.6	3.1	1	0.5	Tin-Plated CCS	1000	3-161-270
5.7	10.5	5.1	17.5	3.1	1	0.5	Tin-Plated CCS	2000	3-161-271
5.7	10.5	5.1	7.6	3.1	1	0.5	Tin-Plated CCS	1000	3-161-272
5.7	10.5	5.1	17.5	3.1	1	0.5	Tin-Plated CCS	2000	3-161-273
5.7	10.5	5.1	7.6	3.1	1	0.5	Tin-Plated CCS	1000	3-161-274
5.7	10.5	5.1	17.5	3.1	1	0.5	Tin-Plated CCS	2000	3-161-275
5.7	10.5	5.1	7.6	3.1	1	0.5	Tin-Plated CCS	1000	3-161-276
5.7	10.5	5.1	17.5	3.1	1	0.5	Tin-Plated CCS	2000	3-161-277
5.7	10.5	5.1	7.6	3.1	1	0.5	Tin-Plated CCS	1000	3-161-278
5.7	10.5	5.1	17.5	3.1	1	0.5	Tin-Plated CCS	2000	3-161-279
6.5	13.2	5.1	7.6	3.1	1	0.5	Tin-Plated CCS	1000	3-161-280
6.5	13.2	5.1	17.5	3.1	1	0.5	Tin-Plated CCS	2000	3-161-281
6.5	13.2	5.1	7.6	3.1	1	0.5	Tin-Plated CCS	1000	3-161-282
6.5	13.2	5.1	17.5	3.1	1	0.5	Tin-Plated CCS	2000	3-161-283
7.4	13	5.1	7.6	3.1	1	0.5	Tin-Plated CCS	1000	3-161-284
7.4	13	5.1	17.5	3.1	1	0.5	Tin-Plated CCS	2000	3-161-285
7.4	13	5.1	7.6	3.1	1	0.5	Tin-Plated CCS	1000	3-161-286
7.4	13	5.1	17.5	3.1	1	0.5	Tin-Plated CCS	2000	3-161-287
7.4	13	5.1	7.6	3.1	1	0.5	Tin-Plated CCS	1000	3-161-288
7.4	13	5.1	17.5	3.1	1	0.5	Tin-Plated CCS	2000	3-161-289
9.4	14.5	5.1	7.6	3.1	1	0.5	Tin-Plated CCS	1000	3-161-290
9.4	14.5	5.1	17.5	3.1	1	0.5	Tin-Plated CCS	2000	3-161-291
9.4	14.5	5.1	7.6	3.1	1	0.5	Tin-Plated CCS	1000	3-161-292
9.4	14.5	5.1	17.5	3.1	1	0.5	Tin-Plated CCS	2000	3-161-293
9.4	14.5	5.1	7.6	3.1	1	0.5	Tin-Plated CCS	1000	3-161-294
9.4	14.5	5.1	17.5	3.1	1	0.5	Tin-Plated CCS	2000	3-161-295
10.7	16.7	5.1	7.6	3.1	1	0.6	Tin-Plated Copper	1000	3-161-296
10.7	16.7	5.1	17.5	3.1	1	0.6	Tin-Plated Copper	2000	3-161-297
10.7	16.7	5.1	7.6	3.1	1	0.6	Tin-Plated Copper	1000	3-161-298
10.7	16.7	5.1	17.5	3.1	1	0.6	Tin-Plated Copper	2000	3-161-299
10.7	16.7	5.1	7.6	3.1	1	0.6	Tin-Plated Copper	1000	3-161-300
10.7	16.7	5.1	17.5	3.1	1	0.6	Tin-Plated Copper	2000	3-161-301
11.5	17.9	5.1	7.6	3.1	1	0.6	Tin-Plated Copper	1000	3-161-302
11.5	17.9	5.1	17.5	3.1	1	0.6	Tin-Plated Copper	2000	3-161-303
13	18.3	5.1	7.6	3.1	2	0.8	Tin-Plated Copper	1000	3-161-304
13	18.3	5.1	17.5	3.1	2	0.8	Tin-Plated Copper	2000	3-161-305
13	18.3	5.1	7.6	3.1	2	0.8	Tin-Plated Copper	500	3-161-306
16.3	21.3	5.1	7.6	3.1	2	0.8	Tin-Plated Copper	500	3-161-307
17.8	22.9	5.1	7.6	3.1	2	0.8	Tin-Plated Copper	500	3-161-308
21.3	26.4	5.1	7.6	3.1	2	0.8	Tin-Plated Copper	200	3-161-309
20.8	29.8	10.2	7.6	3.1	2	0.8	Tin-Plated Copper	200	3-161-310

Availability for all products can be searched real-time: <https://www.schurter.com/en/info-center/support-tools/stock-check-distributors>

Thermal Derating Chart Ihold [A]

-40 °C	0 °C	25 °C	40 °C	50 °C	60 °C	70 °C	85 °C	Order Number
0.08	0.06	0.05	0.04	0.04	0.03	0.03	0.02	3-161-264
0.08	0.06	0.05	0.04	0.04	0.03	0.03	0.02	3-161-265
0.17	0.13	0.1	0.07	0.06	0.05	0.04	0.03	3-161-266
0.17	0.13	0.1	0.07	0.06	0.05	0.04	0.03	3-161-267
0.27	0.21	0.17	0.14	0.12	0.09	0.07	0.05	3-161-268
0.27	0.21	0.17	0.14	0.12	0.09	0.07	0.05	3-161-269
0.32	0.25	0.2	0.16	0.14	0.12	0.1	0.07	3-161-270
0.32	0.25	0.2	0.16	0.14	0.12	0.1	0.07	3-161-271
0.4	0.29	0.25	0.2	0.17	0.15	0.13	0.09	3-161-272
0.4	0.29	0.25	0.2	0.17	0.15	0.13	0.09	3-161-273
0.47	0.36	0.3	0.24	0.21	0.18	0.14	0.1	3-161-274
0.47	0.36	0.3	0.24	0.21	0.18	0.14	0.1	3-161-275
0.62	0.46	0.4	0.31	0.28	0.23	0.2	0.16	3-161-276
0.62	0.46	0.4	0.31	0.28	0.23	0.2	0.16	3-161-277
0.77	0.58	0.5	0.4	0.34	0.3	0.25	0.19	3-161-278
0.77	0.58	0.5	0.4	0.34	0.3	0.25	0.19	3-161-279
1	0.75	0.65	0.51	0.45	0.4	0.34	0.22	3-161-280
1	0.75	0.65	0.51	0.45	0.4	0.34	0.22	3-161-281
1.04	0.83	0.75	0.61	0.54	0.46	0.41	0.29	3-161-282
1.04	0.83	0.75	0.61	0.54	0.46	0.41	0.29	3-161-283
1.39	1.07	0.9	0.72	0.63	0.53	0.45	0.33	3-161-284
1.39	1.07	0.9	0.72	0.63	0.53	0.45	0.33	3-161-285
1.61	1.24	1.1	0.89	0.83	0.74	0.66	0.56	3-161-286
1.61	1.24	1.1	0.89	0.83	0.74	0.66	0.56	3-161-287
1.76	1.35	1.2	0.97	0.91	0.81	0.72	0.61	3-161-288
1.76	1.35	1.2	0.97	0.91	0.81	0.72	0.61	3-161-289
1.98	1.54	1.35	1.08	1.01	0.89	0.78	0.67	3-161-290
1.98	1.54	1.35	1.08	1.01	0.89	0.78	0.67	3-161-291
2.3	1.82	1.6	1.33	1.2	1.05	0.96	0.78	3-161-292
2.3	1.82	1.6	1.33	1.2	1.05	0.96	0.78	3-161-293
2.68	2.13	1.85	1.53	1.4	1.23	1.13	0.93	3-161-294
2.68	2.13	1.85	1.53	1.4	1.23	1.13	0.93	3-161-295
3.14	2.28	2	1.8	1.72	1.34	1.23	1.03	3-161-296
3.14	2.28	2	1.8	1.72	1.34	1.23	1.03	3-161-297
3.63	2.88	2.5	2.08	1.93	1.7	1.53	1.3	3-161-298
3.63	2.88	2.5	2.08	1.93	1.7	1.53	1.3	3-161-299
4.34	3.42	3	2.49	2.28	2.02	1.82	1.52	3-161-300
4.34	3.42	3	2.49	2.28	2.02	1.82	1.52	3-161-301
5.78	4.58	4	3.28	3.04	2.68	2.42	2.07	3-161-302
5.78	4.58	4	3.28	3.04	2.68	2.42	2.07	3-161-303
7.23	5.73	5	4.1	3.8	3.35	3.03	2.59	3-161-304
7.23	5.73	5	4.1	3.8	3.35	3.03	2.59	3-161-305
9.12	7.02	6	5.5	5.32	5.25	4.24	3.62	3-161-306
10.12	8.02	7	5.74	5.32	5.25	4.24	3.62	3-161-307
11.56	9.16	8	6.56	6.08	5.36	4.84	4.14	3-161-308
13	10.3	9	7.38	6.84	5.36	4.84	4.14	3-161-309
17.34	13.74	12	9.84	9.12	8.04	7.26	6.21	3-161-310

Availability for all products can be searched real-time: <https://www.schurter.com/en/info-center/support-tools/stock-check-distributors>

Electrical Characteristics at 25 °C

V max [VDC]	I max [A]	I hold [A]	I trip [A]	R initial min [Ω]	R initial max [Ω]	R 1hour max [Ω]	Max Time to trip [A]	Max Time to Trip [s]	Tripped Power Dissipation [W]	Order Number
16	40	0.05	0.1	8	11.5	17	0.25	5	0.26	3-161-264
16	40	0.05	0.1	8	11.5	17	0.25	5	0.26	3-161-265
16	40	0.1	0.2	2	4.5	6.7	0.5	4	0.35	3-161-266
16	40	0.1	0.2	2	4.5	6.7	0.5	4	0.35	3-161-267
16	40	0.17	0.34	0.98	1.8	2.7	0.85	3	0.36	3-161-268
16	40	0.17	0.34	0.98	1.8	2.7	0.85	3	0.36	3-161-269
16	40	0.2	0.4	0.78	1.6	2.2	1	3	0.36	3-161-270
16	40	0.2	0.4	0.78	1.6	2.2	1	3	0.36	3-161-271
16	40	0.25	0.5	0.5	1.1	1.65	1.25	3	0.36	3-161-272
16	40	0.25	0.5	0.5	1.1	1.65	1.25	3	0.36	3-161-273
16	40	0.3	0.6	0.35	0.7	1.05	1.5	3	0.36	3-161-274
16	40	0.3	0.6	0.35	0.7	1.05	1.5	3	0.36	3-161-275
16	40	0.4	0.8	0.23	0.65	0.97	2	3	0.40	3-161-276
16	40	0.4	0.8	0.23	0.65	0.97	2	3	0.40	3-161-277
16	40	0.5	1	0.17	0.4	0.81	2.5	3	0.45	3-161-278
16	40	0.5	1	0.17	0.4	0.81	2.5	3	0.45	3-161-279
16	40	0.65	1.3	0.11	0.3	0.45	3.25	3	0.45	3-161-280
16	40	0.65	1.3	0.11	0.3	0.45	3.25	3	0.45	3-161-281
16	40	0.75	1.5	0.08	0.23	0.26	3.75	3	0.54	3-161-282
16	40	0.75	1.5	0.08	0.23	0.26	3.75	3	0.54	3-161-283
16	40	0.9	1.8	0.07	0.18	0.21	4.5	3.2	0.54	3-161-284
16	40	0.9	1.8	0.07	0.18	0.21	4.5	3.2	0.54	3-161-285
16	40	1.1	2.2	0.045	0.14	0.17	5.5	4	0.54	3-161-286
16	40	1.1	2.2	0.045	0.14	0.17	5.5	4	0.54	3-161-287
16	40	1.2	2.4	0.04	0.12	0.16	6	4	0.54	3-161-288
16	40	1.2	2.4	0.04	0.12	0.16	6	4	0.54	3-161-289
16	40	1.35	2.7	0.035	0.1	0.14	6.75	4	0.54	3-161-290
16	40	1.35	2.7	0.035	0.1	0.14	6.75	4	0.54	3-161-291
16	40	1.6	3.2	0.03	0.1	0.11	8	4.5	0.54	3-161-292
16	40	1.6	3.2	0.03	0.1	0.11	8	4.5	0.54	3-161-293
16	40	1.85	3.7	0.03	0.08	0.1	9.25	4.5	0.54	3-161-294
16	40	1.85	3.7	0.03	0.08	0.1	9.25	4.5	0.54	3-161-295
16	40	2	4	0.02	0.065	0.09	10	5	0.90	3-161-296
16	40	2	4	0.02	0.065	0.09	10	5	0.90	3-161-297
16	40	2.5	5	0.015	0.05	0.07	12.5	5	0.90	3-161-298
16	40	2.5	5	0.015	0.05	0.07	12.5	5	0.90	3-161-299
16	40	3	6	0.015	0.04	0.055	15	4	0.90	3-161-300
16	40	3	6	0.015	0.04	0.055	15	4	0.90	3-161-301
16	40	4	8	0.01	0.03	0.045	20	3	1.35	3-161-302
16	40	4	8	0.01	0.03	0.045	20	3	1.35	3-161-303
16	100	5	10	0.009	0.027	0.033	25	5	2.60	3-161-304
16	100	5	10	0.009	0.027	0.033	25	5	2.60	3-161-305
16	100	6	12	0.007	0.021	0.031	30	7	2.80	3-161-306
16	100	7	14	0.006	0.015	0.02	35	8	3.00	3-161-307
16	100	8	16	0.004	0.013	0.018	40	9	3.00	3-161-308
16	100	9	18	0.003	0.012	0.016	45	12	3.30	3-161-309
16	100	12	24	0.002	0.009	0.012	60	15	4.20	3-161-310

V max: Maximum voltage device can withstand without damage at rated current.
I max: Maximum fault current device can withstand without damage at rated voltage.
I hold: Holding Current: maximum current at which the device will not trip in 25 °C still air.
I trip: Tripping Current minimum current at which the device will trip in 25 °C still air.
R initial min: Minimum resistance of device prior to trip at 25 °C.
R initial max: Maximum resistance of device prior to trip at 25 °C.
R 1hour max: Maximum resistance of device measured one hour after tripping at 25 °C.
T trip: Maximum time to trip(s) at assigned current.
Pd typ: Rated working power.

V max [VDC]	I max [A]	I hold [A]	I trip [A]	R initial min [Ω]	R initial max [Ω]	R 1hour max [Ω]	Max Time to trip [A]	Max Time to Trip [s]	Tripped Power Dissipation [W]	Order Number
-------------	-----------	------------	------------	-------------------	-------------------	-----------------	----------------------	----------------------	-------------------------------	--------------

Availability for all products can be searched real-time: <https://www.schurter.com/en/info-center/support-tools/stock-check-distributors>

Packaging Unit

- 200 St. in ESD-plastic bag
- 500 St. in ESD-plastic bag
- 1000 St. in ESD-plastic bag
- 2000 pcs. in tape on reel