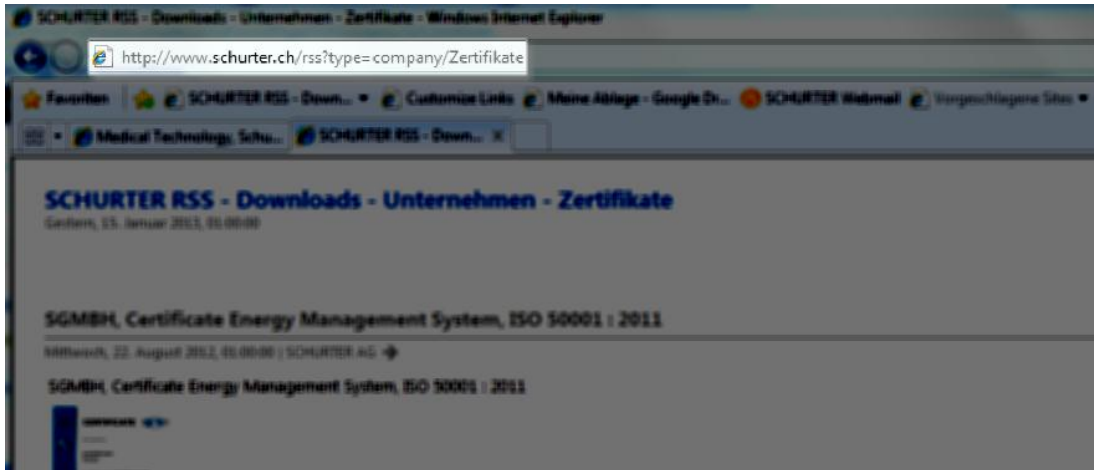
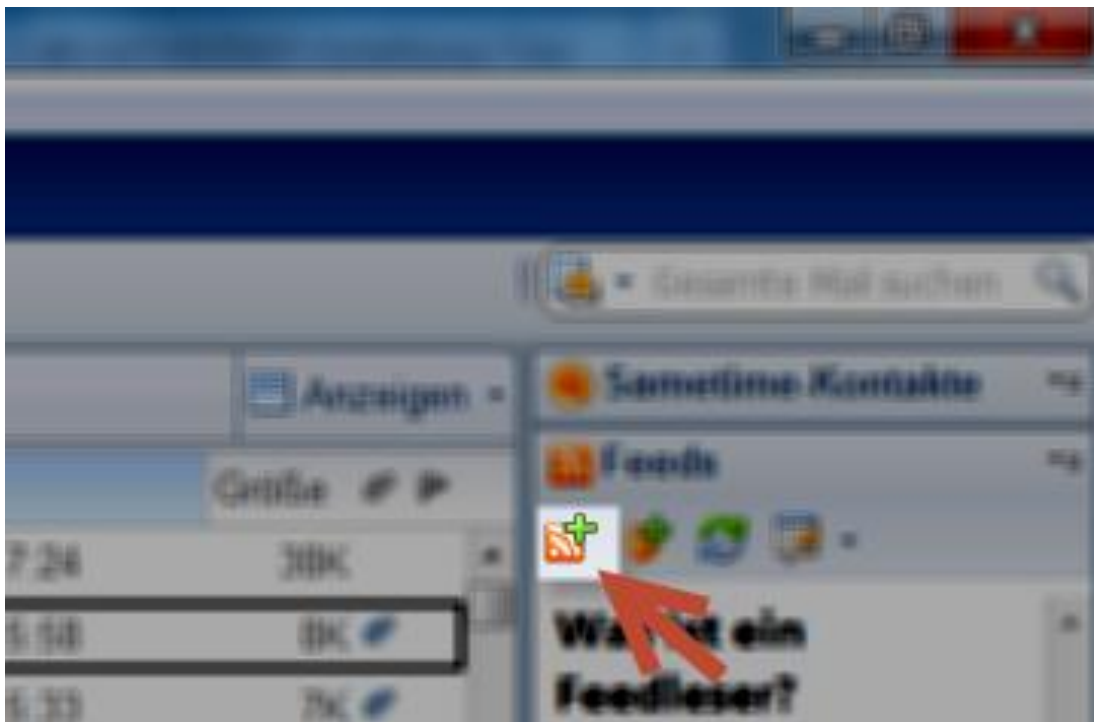


1 Adding an RSS Feed to Lotus Notes

To use Lotus Notes, firstly you need to click on the desired RSS Feed in your browser. Then copy the URL from the address bar.

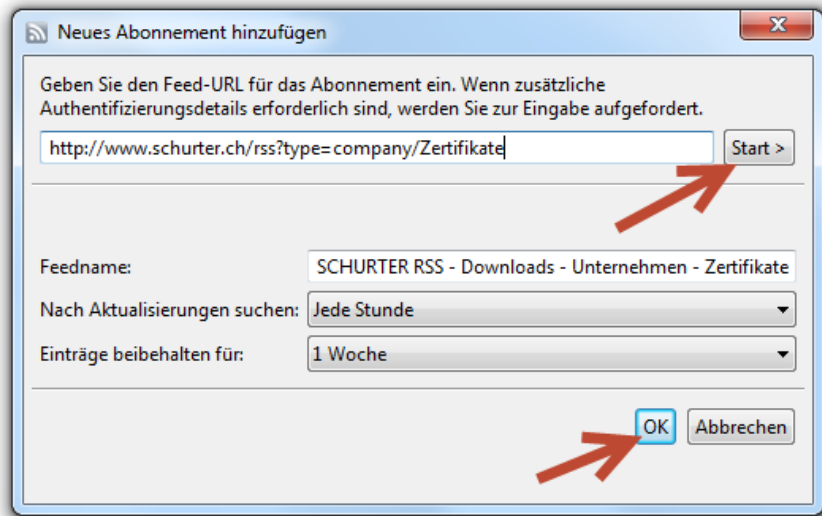


In Notes, click on the icon as depicted below.



| RSS – How to – Lotus Notes | | | | | |
|----------------------------|------------|--------------|-------------|----------|--------|
| Creation date | Created by | Release date | Released by | Revision | Page |
| 21.01.2013 | MCA | 21.01.2013 | MCA | | 1 of 1 |

Paste the link and then press start. Rename the feed as desired. It is recommended to update the feeds no more than once daily. Click on OK to add the feed.

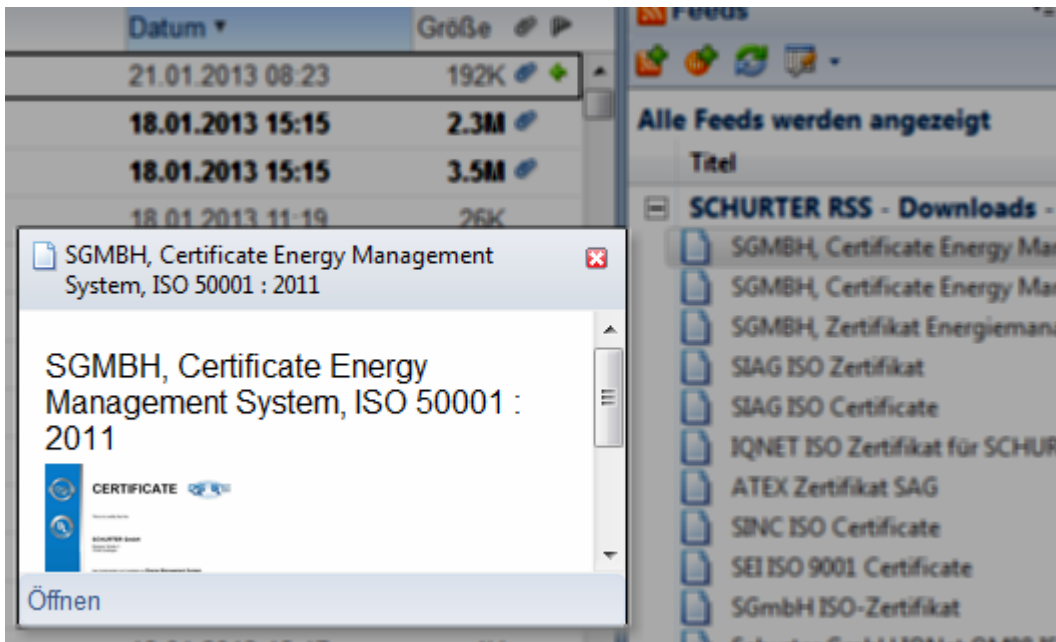


The feed will then appear in the list as depicted below. The unread articles appear in bold.



| RSS – How to – Lotus Notes | | | | | |
|----------------------------|------------|--------------|-------------|----------|--------|
| Creation date | Created by | Release date | Released by | Revision | Page |
| 21.01.2013 | MCA | 21.01.2013 | MCA | | 2 of 1 |

By clicking on the article a pop up appears. Clicking on “Open” allows you to download the file (in this case a PDF of a certificate).



Lotus Notes currently has the following known bugs:

1. Unicode characters are not correctly supported, eg Chinese.
2. Updated content can be duplicated.

Fixes for these issues are in sight.

| RSS – How to – Lotus Notes | | | | Revision | Page |
|----------------------------|------------|--------------|-------------|----------|--------|
| Creation date | Created by | Release date | Released by | | |
| 21.01.2013 | MCA | 21.01.2013 | MCA | | 3 of 1 |